

# PC PRODUCTS INDIA LIMITED

(Formerly Known as Jayavant Industries Limited)

To,

Date: 11/10/2017

- 1) BSE Limited  
P.J. Towers, Dalal Street,  
Mumbai – 400 001
- 2) Metropolitan Stock Exchange of India Limited  
Vibgyor Towers, 4<sup>th</sup> floor, Plot No C 62, Opp. Trident Hotel,  
Bandra Kurla Complex, Bandra (E), Mumbai – 400 098
- 3) Ahmedabad Stock Exchange Limited  
Kamdhenu Complex, Opp. Sahajanand College,  
Panjara Pole, Ambawadi, Ahmedabad – 380 015

Dear Sir/Madam,

Sub: Compliance with SEBI (Listing Obligations and Disclosure Requirements) Regulations, 2015 & SEBI (Depositories and Participants) Regulations, 1996

With reference to the subject cited, please find attached the following:

### QUARTER II ENDED 30<sup>th</sup> SEPTEMBER, 2017


Compliance Certificate – In relation to Share Transfers (Both Physical and Electronic)	Reg. 7(2) & (3) of SEBI (LODR) Regulations, 2015
Statement of Investor Grievance Redressal Mechanism	Reg. 13(3) of SEBI (LODR) Regulations, 2015
Corporate Governance Report	Reg. 15(2) & 27(2) of SEBI (LODR) Regulations, 2015
Shareholding Pattern	Reg. 31 of SEBI (LODR) Regulations, 2015

Request you take the same on records.


Thanking you.

For PC Products India Limited

K. Krishnam Raju  
Executive Chairman (DIN 00874650)



Encl: as above



# PC PRODUCTS INDIA LIMITED

(Formerly Known as Jayavant Industries Limited)

## SHAREHOLDING PATTERN - QUARTER II ENDED 30TH SEPTEMBER, 2017

1	Name of Listed Entity	PC PRODUCTS INDIA LIMITED	
2	Scrip Code/Name of Scrip/Class of Security	BSE 539267, MSEI PCPROD, ASE 28101 - Equity	
3	Share Holding Pattern Filed under Reg.31(1)(a)/Reg.31(1)(b)/Reg.31(1) (c) a. If under 31(1)(b) then indicate the report for Quarter ending b. If under 31(1)(c) then indicate date of allotment/extinguishment	Regulation 31(1)(b) 2017-09-30 Not Applicable	
4	Declaration: The Listed entity is required to submit the following declaration to the extent of submission of information:		
	<b>Particulars</b>	<b>Yes*</b>	<b>No*</b>
	1. Whether the Listed Entity has issued any partly paid up shares?		No
	2. Whether the Listed Entity has issued any Convertible Securities or Warrants?		No
	3. Whether the Listed Entity has any shares against which depository receipts are issued?		No
	4. Whether the Listed Entity has any shares in locked-in?	Yes	No
	5. Whether any shares held by promoters are pledge or otherwise encumbered?		No
5	The tabular format for disclosure of holding of specified securities is as follows:-		



Table I - Summary Statement holding of specified securities

Category	Category of shareholder	Nos. of share holders	No. of fully paid up equity shares held	No. of Partly paid-up equity Shares held	No. of underlying Depository Receipts	Total nos. shares held	Shareholding as a % of total no. of shares (calculated as per SCRR 1957)	Number of Voting Rights held in each class of securities			No. of Shares Underlying Outstanding convertible securities (including Warrants)	Shareholding, as a % assuming full conversion of convertible securities (as a percentage of diluted share capital)	Number of Locked in shares		Number of Shares pledged or otherwise encumbered		Number of equity shares held in dematerialized form
								Class EQUITY	Class Y	Total			Total as a % of (A+B+C)	(X)	(XI) = (VII)+(X) As a % of (A+B+C2)	(a) No.	
(i)	(ii)	(iii)	(iv)	(v)	(vi)	(vii) = (iv)+(v)+(vi)	(viii) As a % of (A+B+C2)	(ix)	(x)	(xi) = (vii)+(x) As a % of (A+B+C2)	(xii)	(xiii)	(xiv)				
(A)	Promoter & Promoter Group	6	7629030	0	0	7629030	74.37	7629030	0	74.37	4870606	0	0.00	0	0.00	7629030	
(B)	Public	570	2629676	0	0	2629676	25.63	2629676	0	25.63	0	0	0.00	0	0.00	1598176	
(C)	Non Promoter- Non Public	0	0	0	0	0	0.00	0	0	0.00	0	0	0.00	0	0.00	0	
(C1)	Shares underlying DRs	0	0	0	0	0	0.00	0	0	0.00	0	0	0.00	0	0.00	0	
(C2)	Shares held by Employee Trusts	0	0	0	0	0	0.00	0	0	0.00	0	0	0.00	0	0.00	0	
	<b>Total</b>	<b>576</b>	<b>10258706</b>	<b>0</b>	<b>0</b>	<b>10258706</b>	<b>100.00</b>	<b>10258706</b>	<b>0</b>	<b>100.00</b>	<b>4870606</b>	<b>0</b>	<b>0.00</b>	<b>0</b>	<b>0.00</b>	<b>9227206</b>	



Table II - Statement showing shareholding pattern of the Promoter and Promoter Group

Category	Category of shareholder	Pan Number	Nos. of share holders	No. of fully paid up equity shares held	Partly paid up equity Shares held	No. of shares underlying Depository Receipts	Total nos. shares held	Shareholding % as per SCRR, 1957	Number of Voting Rights held in each class of securities			No of Shares Underlying Outstanding Convertible Securities (Including Warrants)	TOTAL Shareholding as a % assuming full conversion of convertible securities as a percentage	Number of Shares Locked in		Number of Shares Pledged Or Otherwise encumbered		Number Of Equity Shares Held in Dematerialized Form
									Class EQUITY	Class Y	Total			Total as a % of (A+B+C)	No. (a)	As a % of total Shares held (b)	No. (a)	
(1)	(I)	(II)	(III)	(IV)	(V)	(VI)	(VII) = IV+V+VI	(VIII)	(IX)			(X)	(XI) = (VII)+(X) as a % of A+B+C2	(XII)		(XIII)		(XIV)
(a)	Individuals/Hindu Undivided Family		6	7629030	0	0	7629030	74.37	7629030	0	7629030	74.37	74.37	4870606	63.84	0	0.00	7629030
1	K. KRISHNAM RAJU	ADOPK7164N		2899630	0	0	2899630	28.27	2899630	0	2899630	28.27	28.27	2582130	89.05	0	0.00	2899630
2	MOHAMMED AEJAZ HABEEB SYED AMEER BASHA	AAQPH8503B		1279124	0	0	1279124	12.47	1279124	0	1279124	12.47	12.47	0	0.00	0	0.00	1279124
3	PASPALA	ABLPP1002B		1161800	0	0	1161800	11.33	1161800	0	1161800	11.33	11.33	0	0.00	0	0.00	1161800
4	K. SARADA VIJAYA KUMARI	AGDPK4335M		865690	0	0	865690	8.44	865690	0	865690	8.44	8.44	865690	100.00	0	0.00	865690
5	K. NIRUSHA	AXNPK0720D		1029200	0	0	1029200	10.03	1029200	0	1029200	10.03	10.03	1029200	100.00	0	0.00	1029200
6	P. PARVATHI	BQCPP9757N		393586	0	0	393586	3.84	393586	0	393586	3.84	3.84	393586	100.00	0	0.00	393586
(b)	Central Government/State		0	0	0	0	0	0.00	0	0	0	0	0	0	0.00	0	0.00	0
(b)	Fincial Institutions/Banks		0	0	0	0	0	0.00	0	0	0	0	0	0	0.00	0	0.00	0
(d)	Any Other		0	0	0	0	0	0.00	0	0	0	0	0	0	0.00	0	0.00	0
(e)	Bodies Corporate		0	0	0	0	0	0.00	0	0	0	0	0	0	0.00	0	0.00	0
(f)	Trust		0	0	0	0	0	0.00	0	0	0	0	0	0	0.00	0	0.00	0
(f)	Sub-Total(A)(1)		6	7629030	0	0	7629030	74.37	7629030	0	7629030	74.37	74.37	0	63.84	0	0.00	7629030
(2)	Foreign																	
(a)	Individuals(Non Resident Foreign Individuals)		0	0	0	0	0	0.00	0	0	0	0	0	0	0.00	0	0.00	0
(b)	Government		0	0	0	0	0	0.00	0	0	0	0	0	0	0.00	0	0.00	0
(c)	Institutions		0	0	0	0	0	0.00	0	0	0	0	0	0	0.00	0	0.00	0
(d)	Foreign Portfolio Investors		0	0	0	0	0	0.00	0	0	0	0	0	0	0.00	0	0.00	0
(e)	Any Other		0	0	0	0	0	0.00	0	0	0	0	0	0	0.00	0	0.00	0
(e)	Sub-Total(A)(2)		0	0	0	0	0	0.00	0	0	0	0	0	0	0.00	0	0.00	0
	Total Shareholding of Promoter and Promoter Group A = (A)(1)+(A)(2)		6	7629030	0	0	7629030	74.37	7629030	0	7629030	74.37	74.37	4870606	63.84	0	0.00	7629030

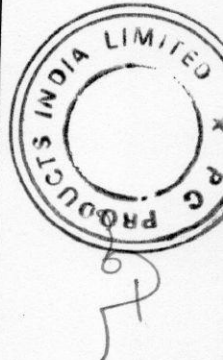


Table III - Statement showing shareholding pattern of the Public shareholder

Category	Category of shareholder	Pan Number	Nos. of share holders	No. of fully paid up equity shares held	Partly paid-up equity Shares held	No. of shares held	Shareholding % calculated as per SCRR, 1957	Number of Voting Rights held in each class of securities			No Of Shares Underlying Outstanding Convertible Securities (Including Warrants)	TOTAL Shareholding as a % assuming full conversion of convertible securities as a percentage	Number Of Locked in Shares		Number Of Shares Pledged Or Otherwise Encumbered		Number Of Equity Shares Held in Dematerialized Form
								Class EQUITY	Class Y	Total			Total as a % of (A+B+C)	(X)	(XI) = (VII)+(X) as a % of A+B+C2	(XII)	
(1)	Institutions						(VIII)	(IX)	(X)	(XI)	(XII)	(XIII)	(XIV)				
(a)	Mutual Funds/UTI		0	0	0	0	0.00	0	0	0	0	0	0	0	0	0	0
(b)	Venture Capital Funds		0	0	0	0	0.00	0	0	0	0	0	0	0	0	0	0
(c)	Alternate Investment Funds		0	0	0	0	0.00	0	0	0	0	0	0	0	0	0	0
(d)	Foreign Venture Capital Funds		0	0	0	0	0.00	0	0	0	0	0	0	0	0	0	0
(e)	Foreign Portfolio Investors - Individual (FPI)		0	0	0	0	0.00	0	0	0	0	0	0	0	0	0	0
(f)	Foreign Portfolio Investors - Corporate (FPI)		0	0	0	0	0.00	0	0	0	0	0	0	0	0	0	0
(g)	Financial Institutions/Banks		0	0	0	0	0.00	0	0	0	0	0	0	0	0	0	0
(h)	Insurance Companies		0	0	0	0	0.00	0	0	0	0	0	0	0	0	0	0
(i)	Provident Funds / Pension Funds		0	0	0	0	0.00	0	0	0	0	0	0	0	0	0	0
(j)	Any Other		0	0	0	0	0.00	0	0	0	0	0	0	0	0	0	0
(k)	Foreign Institutional Investors		0	0	0	0	0.00	0	0	0	0	0	0	0	0	0	0
(l)	Qualified Foreign Investor		0	0	0	0	0.00	0	0	0	0	0	0	0	0	0	0
(m)	Qualified Foreign Investor-Corporate		0	0	0	0	0.00	0	0	0	0	0	0	0	0	0	0
(n)	Foreign Bodies Corp		0	0	0	0	0.00	0	0	0	0	0	0	0	0	0	0
(o)	Foreign Nation		0	0	0	0	0.00	0	0	0	0	0	0	0	0	0	0
	<b>Sub-Total(B)(1)</b>		<b>0</b>	<b>0</b>	<b>0</b>	<b>0</b>	<b>0.00</b>	<b>0</b>	<b>0</b>	<b>0</b>	<b>0</b>	<b>0</b>	<b>0</b>	<b>0</b>	<b>0</b>	<b>0</b>	<b>0</b>






Table IV - Statement showing shareholding pattern of the Non Promoter- Non Public shareholder

Category & Name of the Shareholder (I)	Pan Number (II)	Nos. of share holders (III)	No. of fully paid up equity shares held (IV)	Partly paid-up equity Shares held (V)	No. of shares underlying Depository Receipts (VI)	Total nos. shares held (VII) = (IV+V+VI)	Shareholding % calculated as per SCRR, 1957 As a % of (A+B+C2) (VIII)	Number of Voting Rights held in each class of securities (IX)			No of Underlying Outstanding Convertible Securities (including Warrants) (X)	TOTAL Shareholding as a % assuming full conversion of convertible securities (as a percentage of diluted share capital) (XI)	Number Of Shares Pledged Or Otherwise encumbered (XIII)		Number Of Equity Shares Held in Dematerialized Form (XIV)
								Class EQUITY	Class Y	Total			No.	As a % of total Shares held	
(I)	(II)	(III)	(IV)	(V)	(VI)	(VII) = (IV+V+VI)	(VIII)	(IX)		(X)	(XI) = (VII)+(X)	(XII)	(XIII)	(XIV)	
1 Custodian/DR Holder															
(a) Name of DR Holder (if available)															
Employee Benefit Trust (under SEBI (Share based Employee Benefit) Regulations, 2014)															
(a) Names															
<b>Total Non-Promoter- Non Public Shareholding (C) = (C(1)+(C(2))</b>															

FT

